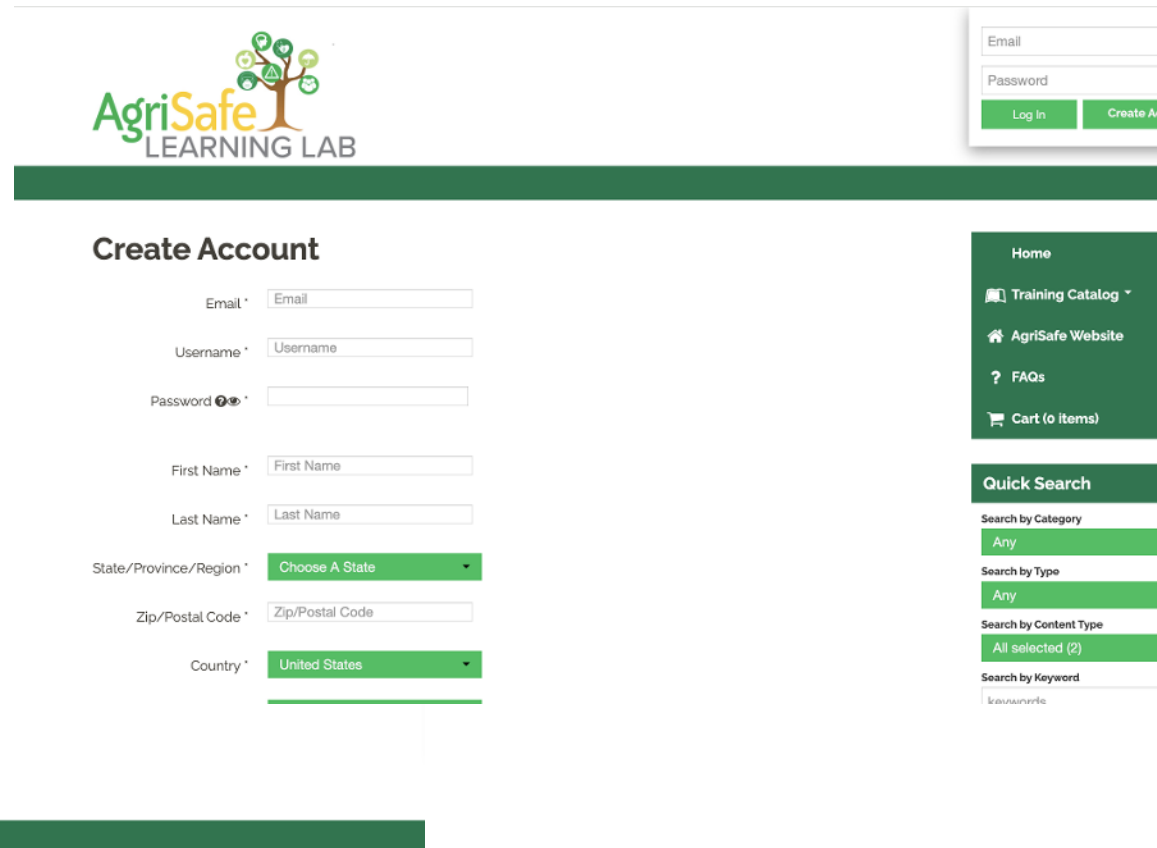


FarmResponse® Registration Instructions

1. Create an account [here](#) by filling out the form.

The screenshot shows the 'Create Account' page of the AgriSafe Learning Lab. At the top left is the AgriSafe Learning Lab logo. On the right is a login box with fields for 'Email' and 'Password', and buttons for 'Log In' and 'Create Account'. The main 'Create Account' form has fields for 'Email *', 'Username *', 'Password *' (with a strength indicator), 'First Name *', 'Last Name *', 'State/Province/Region *' (a dropdown menu), 'Zip/Postal Code *', and 'Country *' (a dropdown menu). On the right side of the page is a navigation menu with links: 'Home', 'Training Catalog', 'AgriSafe Website', 'FAQs', and 'Cart (0 items)'. Below the navigation menu is a 'Quick Search' section with three search criteria: 'Search by Category' (dropdown), 'Search by Type' (dropdown), and 'Search by Content Type' (dropdown). Each dropdown has an 'Any' option. At the bottom of the search section is a 'Search by Keyword' field.


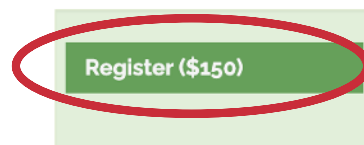
Your account has been created and you are now logged in.

Click [here](#) to go to the Home page.
Optionally, you may update/edit your Profile fields shown below.



2. Once your account is created, go [here](#) to register for FarmResponse.

FarmResponse® Registration Instructions



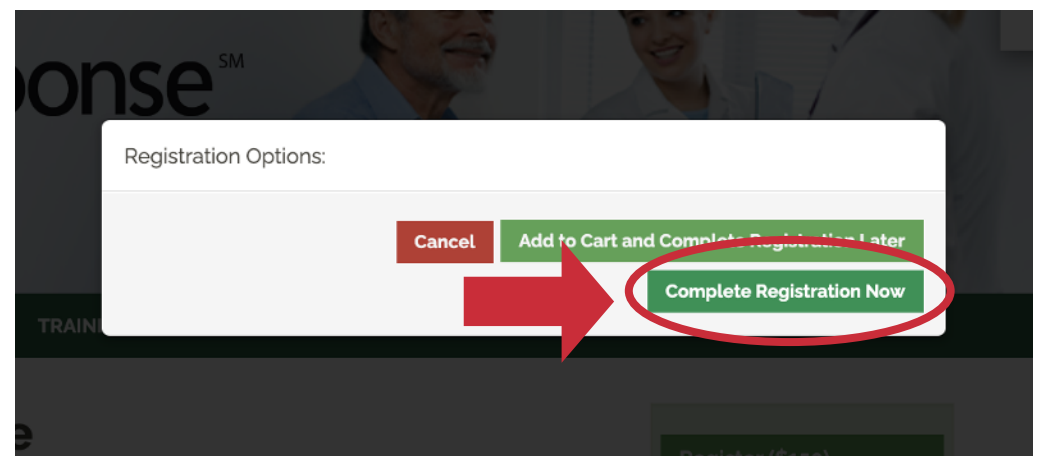
3. Click "Register"

g Education Speaker(s) Program Sponsors Reviews

education course developed by national experts from the AgriStress Response Network. This knowledge is critical for a healthcare professional to effectively care for a farmer's

clude:

4. Click "Complete Registration Now"



FarmResponse® Registration Instructions

Your cart

Product	Registrant	Original price
FarmResponse	first_name last_name Remove	\$150

Discount Code:

[Apply Discount](#)
(leave blank if you don't have a discount code.)

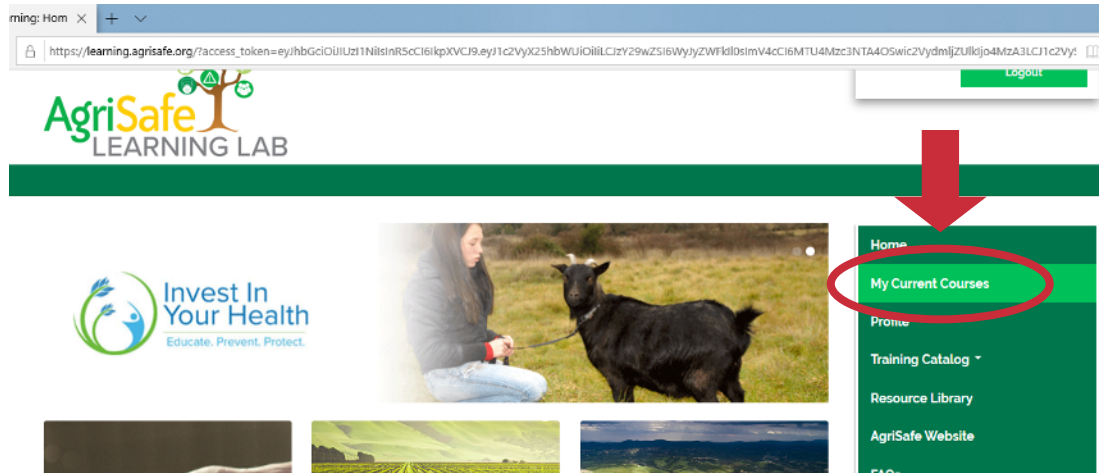
5. If you received a discount code enter it in the "Discount Code" space, and then click "Apply Discount."

6. Scroll down and fill in the requested information. After completing the form scroll to the bottom of the form and hit "Place my order"

Before you checkout, read our [privacy policy/refund statement](#)



Accessing the course after registration:



Now that you are registered, to access the course all you need to do is login to the AgriSafe Learning Lab and go to the "My Current Courses" button on the Learning Lab homepage

Once you are on the "My Current Courses" page all you need to do is click on the title of the training you want to access.



FarmResponse

Contains 16 Components, Includes Credits ★ Required components before completion: 6

FarmResponse is a three-and-a-half-hour (3.5) continuing education module developed by national experts from the AgriStress Response Network. The FarmResponse course addresses farm and ranching cultural issues, financial stress, land ownership and legacy issues, and the work of agriculture. This knowledge is critical for a healthcare professional to effectively care for a farmer's total health (health of the body and mind). FarmResponse improves cultural competencies and understanding of the stressors affecting agricultural producers, workers, and their families for hotline, emergency, primary care, acute care, and behavioral healthcare professionals.

If you have any questions or technical issues please [submit a help ticket here](#).